

Scaled data based on original data using
LM-79-08 Approved Method: Electrical and Photometric Measurements of Solid-
State Lighting Products

Test Report Prepared for
Cooper Lighting Solutions
(formerly Eaton)

Brand: STREETWORKS

Report Number: P650185

Luminaire Tested: **GLAN-SA1B-835-U-SL2-GRSWH**

Issue Date: 5/27/2021

Test Information

Test Method: LM-79-08
Report Number: P650185
TEST IS SCALED FROM IESNA LM-79-08 TEST DATA (G3-2011-057-18)
Test Lab: INNOVATION CENTER
Issue Date: 5/27/2021
Manufacturer: COOPER LIGHTING SOLUTIONS (FORMERLY EATON)
Product Line: STREETWORKS
Catalog Number: GLAN-SA1B-835-U-SL2-GRSWH
Description: GALLEON AREA AND ROADWAY LUMINAIRE
(1) 80 CRI, 3500K, 800mA LIGHTSQUARE WITH 16 LEDS AND TYPE II SPILL LIGHT
ELIMINATOR OPTICS WITH WHITE GLARE REDUCTION SHIELD
Light Source: -
Ballast/Driver: ELECTRONIC DRIVER

Summary

Lumens per Lamp: N/A
Luminaire Lumens: 3821 lumens
Efficiency: N/A
Efficacy: 86.8 lumens/watt
Luminous Opening: Rectangular (W 0.5' x L: 0.5' x H: 0')
IES Classification: Type II - Short
BUG Rating: B1 - U0 - G1

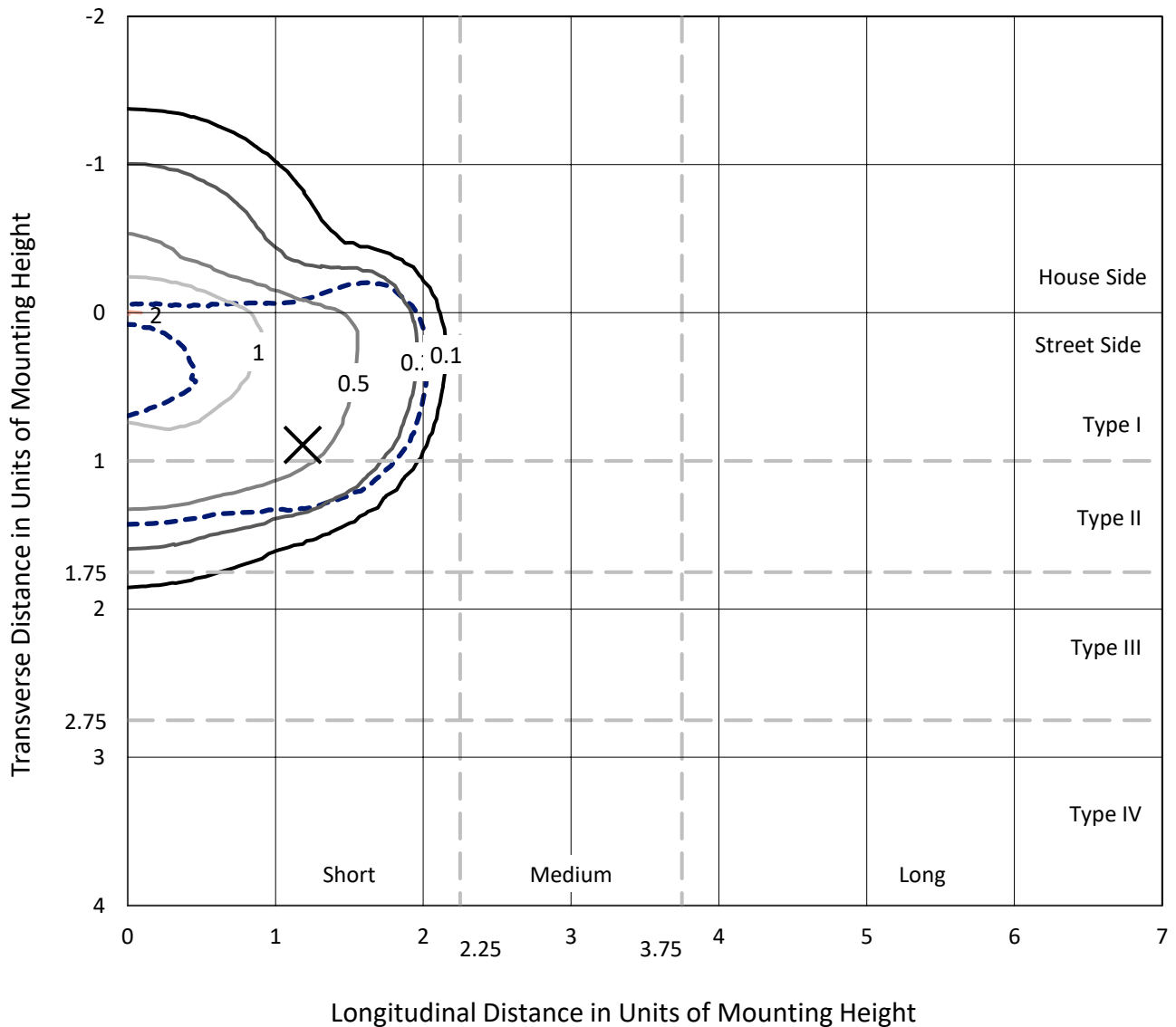
Input Watts (W): 44
Input Voltage (V): NR
Input Current (Ain): NR
Voltage Rise (V): NR
Power Factor: NR
Total Harmonic Distortion (THDi): NR
Frequency (hertz): 60
Stabilization Time: NR
Operation Time: NR
Ambient Temperature (°C): NR
Test Distance: 24 FT



REPORT NUMBER: P650185
 CATALOG NUMBER: GLAN-SA1B-835-U-SL2-GRSWH

Iso-Footcandle Lines of Horizontal Illumination

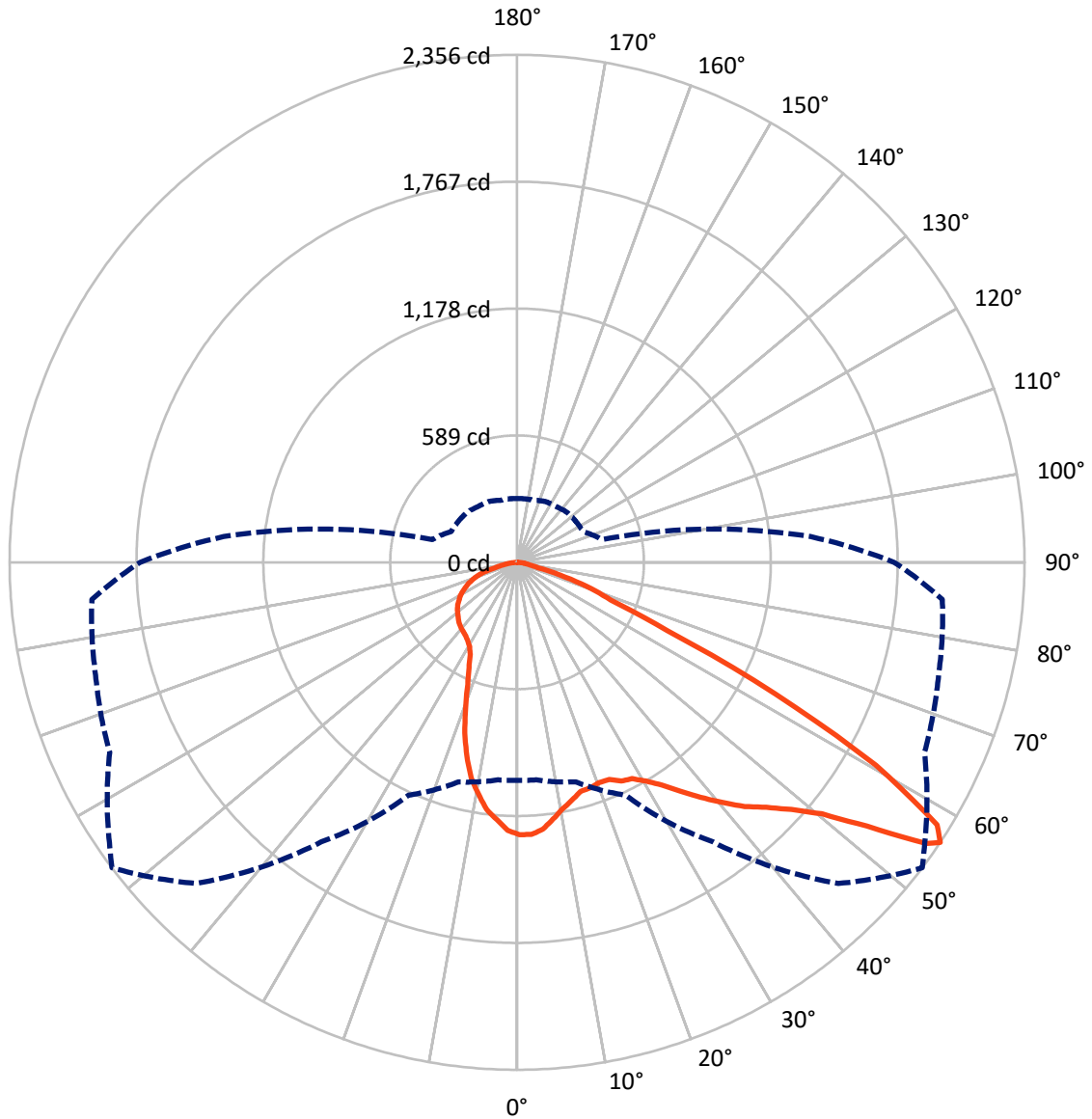
× Max cd
 - - - 1/2 Max cd



Based on 25 foot mounting height. Maximum calculated value = 2 fc
 Type II - Short - N/A

REPORT NUMBER: P650185
CATALOG NUMBER: GLAN-SA1B-835-U-SL2-GRSWH

Luminous Intensity Polar Plot



— Vertical Plane Through 53-Deg Lateral - - - Horizontal Cone Through 56-Deg Vertical

REPORT NUMBER: P650185
 CATALOG NUMBER: GLAN-SA1B-835-U-SL2-GRSWH

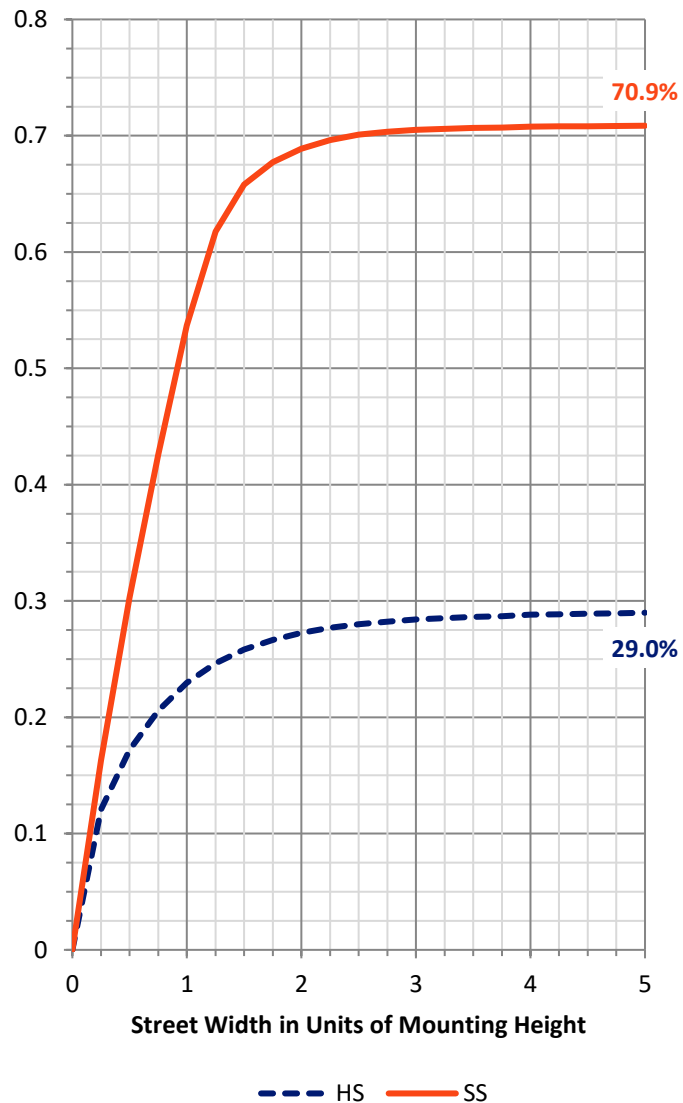
FLUX DISTRIBUTION:

		Downward	Upward	Total
House Side	Lumens	1115.1	0.0	1115.1
	% Fixture	29.2	0.0	29.2
Street Side	Lumens	2706.0	0.0	2706.0
	% Fixture	70.8	0.0	70.8
Total	Lumens	3821.0	0.0	3821.0
	% Fixture	100.0	0.0	100.0

ZONAL LUMENS:

Zone	Lumens	% Fixture
0°-10°	111.9	2.9
10°-20°	279.5	7.3
20°-30°	412.2	10.8
30°-40°	588.9	15.4
40°-50°	810.5	21.2
50°-60°	957.8	25.1
60°-70°	510.5	13.4
70°-80°	129.5	3.4
80°-90°	20.2	0.5
90°-100°	0.0	0.0
100°-110°	0.0	0.0
110°-120°	0.0	0.0
120°-130°	0.0	0.0
130°-140°	0.0	0.0
140°-150°	0.0	0.0
150°-160°	0.0	0.0
160°-170°	0.0	0.0
170°-180°	0.0	0.0
0°-90°	3821.0	100.0
0°-180°	3821.0	100.0

Coefficient of Utilization

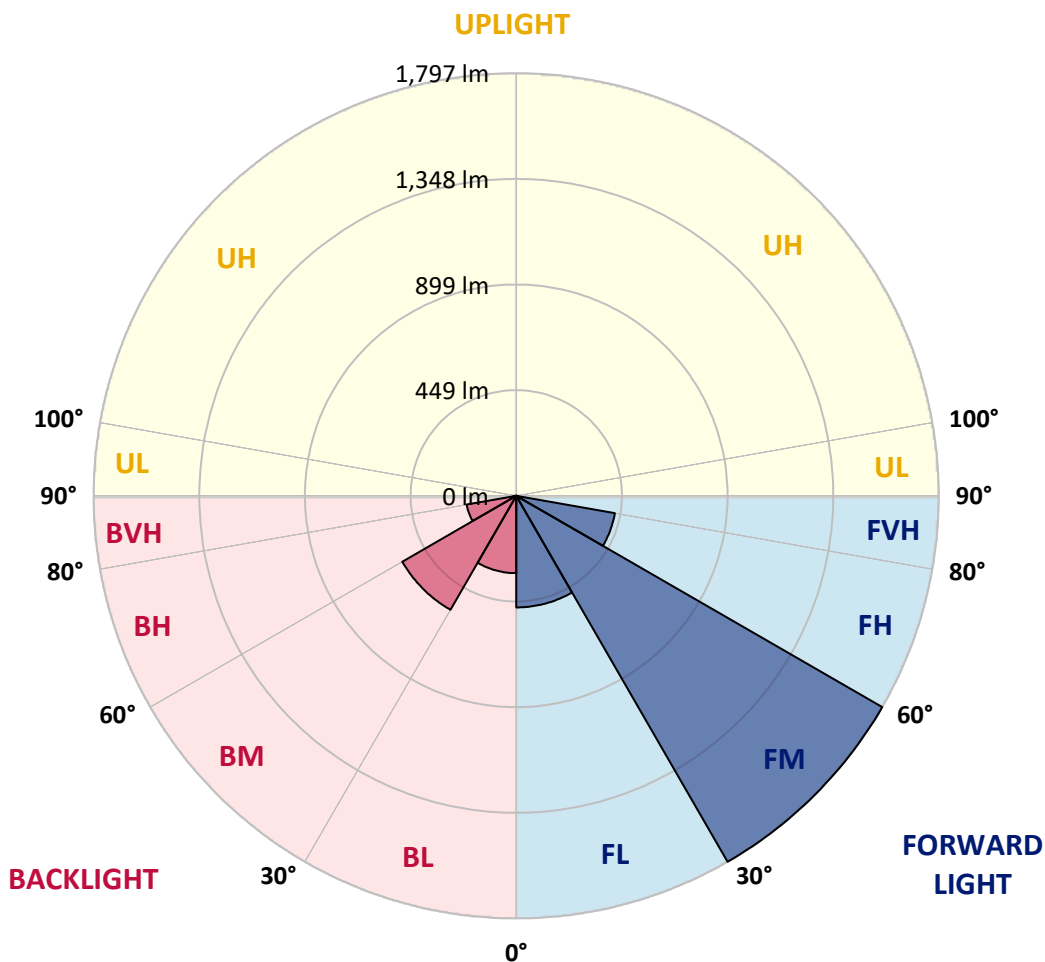


REPORT NUMBER: P650185
 CATALOG NUMBER: GLAN-SA1B-835-U-SL2-GRSWH

LUMINAIRE CLASSIFICATION SYSTEM LUMEN TABLE AND BUG RATING:

Zone	Lumens	% Fixture	Zone Rating/Lumen Limit		
			B	U	G
FL (0°-30°)	474.7	12.4			
FM (30°-60°)	1797.3	47.0			
FH (60°-80°)	425.8	11.1			G0/660
FVH (80°-90°)	8.1	0.2			G0/10
BL (0°-30°)	328.9	8.6	B1/500		
BM (30°-60°)	559.9	14.7	B1/1000		
BH (60°-80°)	214.2	5.6	B1/500		G1/500
BVH (80°-90°)	12.1	0.3			G1/100
UL (90°-100°)	0.0	0.0		U0/0	
UH (100°-180°)	0.0	0.0		U0/0	

BUG Rating: B1-U0-G1
 Type II Short





REPORT NUMBER: P650185

CATALOG NUMBER: GLAN-SA1B-835-U-SL2-GRSWH

CANDELA DISTRIBUTION (FULL):

	0°	5°	15°	25°	35°	45°	53°	55°	65°	75°	85°
0°	1264.2	1264.2	1264.2	1264.2	1264.2	1264.2	1264.2	1264.2	1264.2	1264.2	1264.2
2.5°	1248.5	1237.7	1244.0	1241.6	1261.7	1267.6	1264.6	1267.1	1278.4	1273.0	1261.7
5°	1166.6	1181.8	1184.8	1192.1	1203.9	1226.9	1245.0	1249.9	1255.3	1280.4	1277.9
7.5°	1092.1	1102.4	1097.0	1118.6	1144.0	1181.3	1203.4	1207.3	1256.8	1270.5	1280.8
10°	1045.1	1034.7	1059.2	1065.1	1094.1	1136.7	1163.1	1179.4	1224.5	1278.9	1285.2
12.5°	1001.5	998.0	1012.7	1029.3	1061.7	1105.8	1132.8	1139.2	1208.8	1266.1	1296.0
15°	969.0	965.1	979.8	992.1	1029.9	1069.0	1103.4	1121.5	1191.6	1258.8	1286.7
17.5°	943.6	943.1	951.4	973.5	1012.2	1045.1	1100.4	1101.4	1182.8	1270.0	1294.5
20°	942.1	941.6	943.1	967.6	1002.9	1043.1	1091.1	1100.0	1182.8	1262.2	1295.0
22.5°	954.4	946.5	955.3	971.0	996.5	1046.5	1094.6	1114.1	1211.2	1300.9	1317.1
25°	974.0	975.9	980.9	986.2	1000.9	1054.4	1124.9	1141.1	1244.6	1334.2	1347.5
27.5°	1009.8	1008.7	1010.7	1013.7	1026.4	1061.7	1137.2	1178.9	1314.1	1393.6	1380.4
30°	1062.2	1058.8	1066.6	1076.9	1065.1	1085.2	1177.9	1209.3	1378.9	1453.3	1417.1
32.5°	1109.7	1122.5	1137.2	1141.6	1127.4	1131.3	1231.8	1263.7	1432.7	1526.9	1462.2
35°	1169.0	1179.4	1198.9	1212.7	1210.2	1198.5	1305.3	1347.5	1510.7	1580.8	1509.7
37.5°	1226.9	1239.2	1271.5	1312.2	1289.6	1284.3	1383.7	1418.6	1534.8	1609.7	1544.5
40°	1320.1	1319.5	1375.4	1396.5	1416.6	1407.3	1465.1	1476.9	1547.4	1603.3	1545.5
42.5°	1429.4	1422.5	1479.3	1512.2	1538.1	1539.1	1549.9	1546.0	1553.3	1571.0	1535.2
45°	1533.3	1548.0	1605.3	1664.1	1690.1	1693.1	1621.5	1614.2	1563.7	1561.7	1515.6
47.5°	1660.2	1663.6	1710.7	1788.1	1848.4	1827.8	1714.1	1697.9	1608.8	1623.9	1548.5
50°	1667.6	1693.1	1735.2	1826.3	2011.7	2006.3	1834.3	1803.8	1681.3	1712.2	1640.2
52.5°	1513.6	1507.7	1557.8	1706.8	1999.4	2183.7	2033.2	1960.7	1837.2	1813.7	1788.6
55°	1153.4	1167.1	1211.2	1361.7	1736.2	2186.1	2304.3	2245.0	2003.9	1963.6	1934.7
56°	1011.7	1013.7	1055.3	1192.6	1584.2	2108.2	2355.7	2307.7	2086.7	2025.4	1981.3
57.5°	838.7	827.4	849.0	923.9	1337.2	1943.6	2299.4	2346.4	2183.7	2092.0	2030.8
60°	660.2	657.8	649.0	662.7	845.1	1464.1	1914.1	2020.0	2173.9	2029.3	1945.0
62.5°	539.2	527.0	544.6	564.2	587.2	908.3	1345.0	1407.3	1725.9	1620.0	1461.2
65°	418.1	412.2	434.3	498.0	511.8	576.9	766.2	814.2	1019.1	1000.9	881.3
67.5°	287.8	288.7	307.8	404.9	474.5	468.6	469.1	494.1	531.8	395.1	344.1
70°	182.4	181.9	192.1	260.7	381.9	385.8	366.1	358.8	340.2	205.9	218.1
72.5°	117.1	113.7	119.1	144.1	197.6	228.4	235.3	239.7	197.1	161.8	175.5
75°	66.2	62.7	60.8	67.2	77.9	90.2	99.0	101.9	114.2	122.5	129.9
77.5°	20.1	18.2	22.1	29.4	38.8	52.0	63.3	65.2	77.0	86.8	94.1
80°	8.8	9.8	13.7	19.6	27.5	36.8	44.6	47.5	55.4	62.7	64.7
82.5°	5.4	5.9	9.3	13.2	19.1	26.0	31.9	32.8	40.7	46.6	48.0
85°	2.0	2.4	4.9	7.8	12.3	16.7	16.7	18.2	16.7	16.7	18.2
87.5°	0.0	0.0	0.5	1.0	1.0	1.5	2.0	2.0	2.4	3.0	3.4
90°	0.0	0.0	0.0	0.0	0.0	0.0	0.0	0.0	0.0	0.0	0.0



REPORT NUMBER: P650185

CATALOG NUMBER: GLAN-SA1B-835-U-SL2-GRSWH

CANDELA DISTRIBUTION (continued):

	90°	95°	105°	115°	125°	135°	145°	155°	165°	175°	180°
0°	1264.2	1264.2	1264.2	1264.2	1264.2	1264.2	1264.2	1264.2	1264.2	1264.2	1264.2
2.5°	1267.6	1265.1	1261.2	1247.0	1245.5	1241.1	1216.6	1212.7	1216.6	1204.8	1205.8
5°	1265.1	1272.5	1243.1	1228.8	1202.4	1183.3	1161.2	1149.9	1129.9	1117.1	1131.3
7.5°	1275.9	1273.0	1236.2	1205.4	1165.7	1117.1	1078.3	1056.3	1021.0	1011.2	1018.6
10°	1272.0	1256.3	1213.2	1172.5	1097.5	1054.9	992.1	931.3	898.0	880.9	878.4
12.5°	1266.6	1262.2	1190.2	1120.0	1041.2	951.4	863.2	805.9	751.4	727.9	731.3
15°	1273.0	1235.7	1147.0	1058.3	953.4	835.8	740.6	666.6	628.9	613.7	613.7
17.5°	1270.0	1223.0	1126.4	989.2	856.4	717.1	612.7	568.1	552.4	552.4	556.9
20°	1271.5	1231.3	1084.8	920.0	741.7	603.9	527.9	511.8	518.6	521.1	523.5
22.5°	1279.8	1203.9	1044.1	844.1	635.2	516.6	479.4	479.9	492.1	505.3	502.9
25°	1290.1	1193.1	994.6	768.6	553.9	474.0	462.2	460.8	470.0	476.9	477.9
27.5°	1281.3	1174.4	944.1	674.5	487.3	445.5	443.1	444.1	447.0	460.8	456.3
30°	1310.2	1179.8	880.9	595.5	450.5	436.3	433.3	431.8	436.3	440.2	436.8
32.5°	1346.0	1160.7	833.8	519.6	432.3	429.4	423.5	421.6	424.0	420.1	422.0
35°	1361.7	1157.3	772.5	465.2	418.1	415.7	412.2	411.8	412.2	408.8	405.8
37.5°	1370.5	1173.5	702.4	440.2	409.3	411.8	403.9	402.9	394.1	396.0	397.5
40°	1385.7	1148.5	645.6	416.2	403.9	399.0	392.1	390.6	384.8	381.3	384.8
42.5°	1363.7	1141.1	589.7	405.8	396.0	390.6	385.8	377.4	375.4	372.6	370.6
45°	1346.0	1098.9	539.6	393.1	386.7	383.8	374.5	365.7	358.3	361.3	356.8
47.5°	1359.2	1084.2	490.2	382.3	374.0	370.6	361.3	354.4	347.0	343.6	342.6
50°	1412.2	1111.7	448.5	374.5	363.2	361.3	349.0	341.2	334.3	331.8	332.9
52.5°	1538.7	1186.7	420.1	358.3	352.9	344.1	337.2	327.5	323.0	315.2	320.1
55°	1699.0	1308.8	412.7	343.1	340.2	332.3	323.0	315.7	307.3	301.0	299.5
56°	1750.4	1367.1	406.8	337.2	332.3	327.9	315.7	311.2	298.0	296.5	295.6
57.5°	1792.1	1418.6	407.8	326.0	321.0	317.1	309.8	299.0	290.2	284.8	287.2
60°	1697.9	1327.9	389.2	308.8	307.8	300.4	290.2	285.2	274.5	268.1	266.7
62.5°	1262.2	901.4	315.7	286.7	286.3	278.4	266.7	261.3	259.3	250.5	250.5
65°	726.9	565.2	273.0	268.6	264.7	256.8	245.1	240.7	235.8	232.9	230.4
67.5°	310.3	293.2	248.1	247.5	243.1	233.3	221.6	214.7	208.4	202.4	205.4
70°	225.0	228.4	224.0	221.6	216.2	203.9	193.6	185.3	175.5	171.6	174.5
72.5°	178.4	185.8	192.1	192.6	186.3	172.0	160.7	149.5	138.7	133.3	135.8
75°	135.3	140.2	146.6	148.1	138.7	128.9	118.2	106.3	98.0	91.7	92.6
77.5°	97.6	96.5	102.4	101.5	97.1	90.2	80.4	69.6	60.3	54.4	54.9
80°	66.6	68.1	71.6	71.1	65.7	61.3	53.9	45.1	38.2	33.4	32.3
82.5°	46.6	49.0	52.0	49.5	45.1	40.7	35.3	28.9	23.5	19.6	18.6
85°	16.7	19.1	22.1	23.5	25.0	24.0	20.1	16.2	11.7	9.8	9.3
87.5°	3.4	3.9	4.4	4.4	4.4	3.9	3.4	3.4	3.0	1.5	1.5
90°	0.0	0.0	0.0	0.0	0.0	0.0	0.0	0.0	0.0	0.0	0.0

(END OF REPORT)